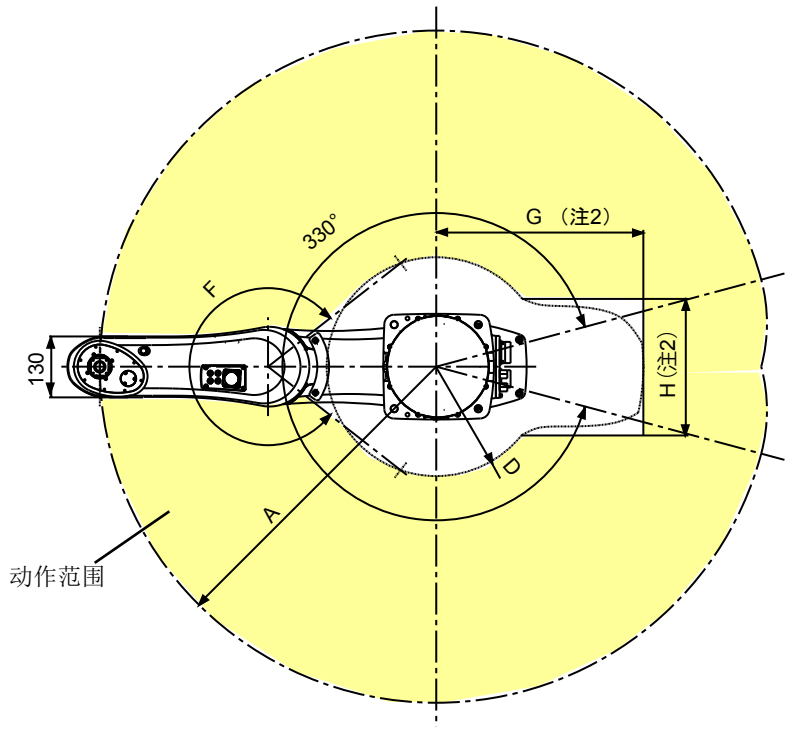


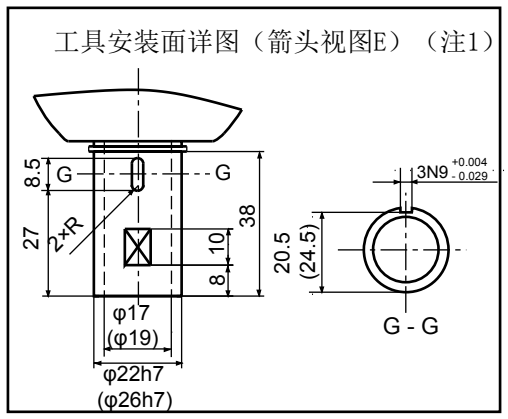


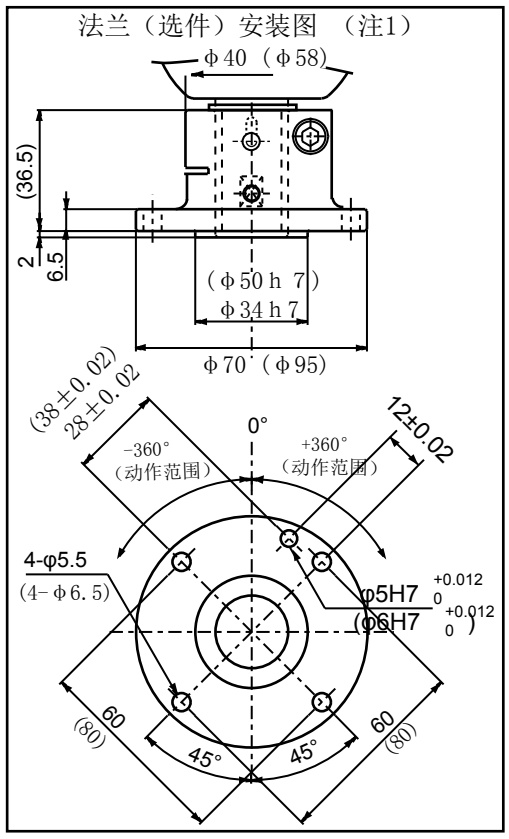


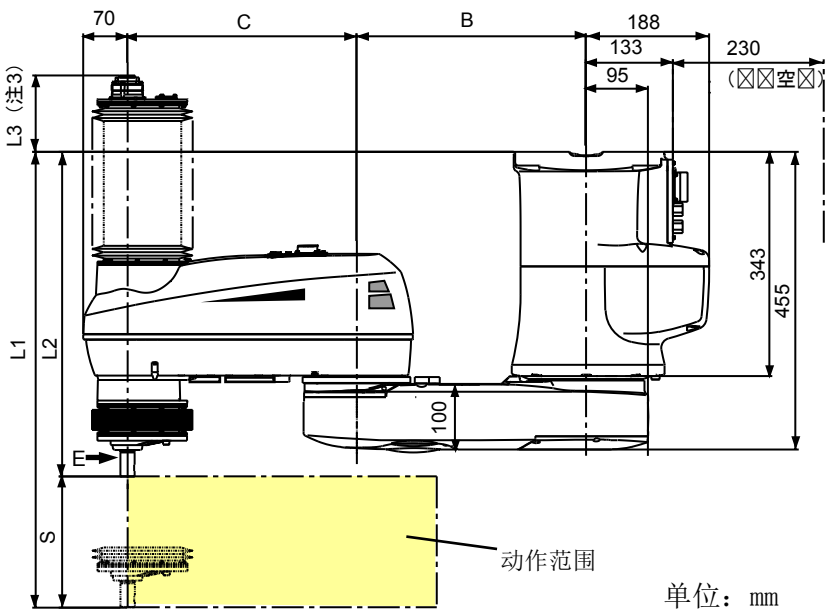


单位：mm

| 型 式 | A | B | C | D | F | G | H |
|---|---|---|---|---|---|---|---|
| HMS-4070*-W, HMS-4A70*-W | 700 | 350 | 350 | 228 | 284° | 431 | 284 |
| HMS-4085*-W, HMS-4A85*-W | 850 | 350 | 500 | 311 | 284° | 439 | 237 |

| S (Z轴行程) | L1 | L2 | L3 |
|---|---|---|---|
| 200 | -696 | -496 | 119 |
| 300 | -796 | -496 | 219 |
| 400 | -896 | -496 | 319 |
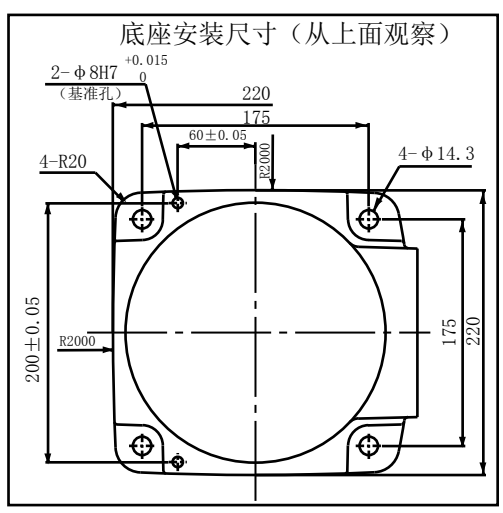
注1：图中的尺寸以10kg可搬运用（HMS-40***G-W)为基准进行记录、
工具安装面、法兰安装图的( )内的尺寸表示20kg可搬运用
（HMS-4A***G-W)。
注2：动作范围存在限制、以防电缆等与机器人本体发生干扰。
注3：悬挂型时、Z轴上端在高于底座安装面的位置移动、因此、
安装时请加以注意。